

SWITCH TOBRIGHTER FUTURE



Product data sheet: LT-150-xxD

Features

- Independent super slim design
- Dimmable constant voltage driver
- DALI-2 certified
- Switch-Dim function
- Dimming range 0.1...100%
- Push wire connections
- Protections: opencircuit, shortcircuit, overload, overtemperature
- SELV equivalent
- DC input compatible (176-280V DC)
- Suitable for use in emergency lighting systems
- Suitable for protection class II luminaires
- Protection class II



Applications

- Office
- Shop
- Hospitality
- Public areas

Approbations & Certifications

CE,CB,DALI-2

Housing properties

- Housing material: plastic, white.
- Type of protection IP20

Electrical Specifications

Type		Unit	LT-150-24D	LT-150-48D	
INPUT	Nominal voltage	V	220 – 240		
	Nominal frequency	Hz	50 / 60		
	AC voltage range	V	198 – 264		
	DC voltage range	V	176 - 280		
	Nominal current	A	1.0		
	THD (Full load)	%	≤ 10		
	Power factor(Full load)		0.95		
	Efficiency(Full load)	%	91		
	No load	W	NA		
	Standby power	W	≤ 0.5		
	Protection class		II		
	Inrush current(Cold start)	A pk	60(th = 300 μs)		
	Max.units per circuit breaker		B10:3 B13:3 B16:4 B20:6 C10:6 C13:8 C16:10 C20:12		
	OUTPUT	Nominal voltage range	V	24	48
Maximum voltage(Open Circuit)		Vdc	≤ 25	≤ 50	
Nominal current		A	0 – 6.25	0 – 3.125	
Voltage accuracy		%	+/- 5		
Voltage ripple(≤120Hz)		%	≤ 3		
Output PWM frequency		Hz	20000		
Pst LM			≤ 1		
SVM			≤ 0.4		
Nominal power range		W	0 - 150		
Maximum power		W	150		
Galvanic isolation			SELV		
ENVIRONMENT		Ambient temperature range ta	°C	-20 ...+45	
		Maximum case temperature tc	°C	90	
		Max. Case temp. In fault condition	°C	110	
	Storage temperature range	°C	-20 ...+70		
	Relative humidity	%	5 ... 85(Not condensing)		
	Surge transient protection	kV	1 2 (L/N LN/PE acc to. EN 61547 Clause 5.7)		
	Environmental rating		Indoor		
	IP rating		IP 20		
	Mains switching cycles		> 100,000		
	Expected lifetime	h	50,000 (0.2% / 1'000 h failure rate)		

*All parameters NOT specially mentioned are measured at 230VAC input ,rated current and 25°C of ambient temperature

Protections

Overtemperature

Yes

Overload

Yes

No load

Yes

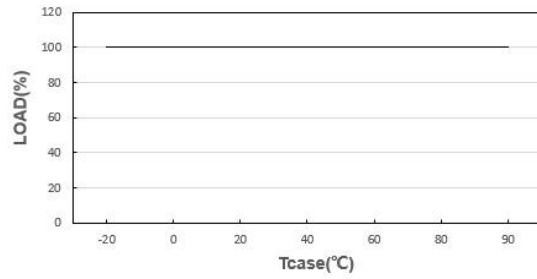
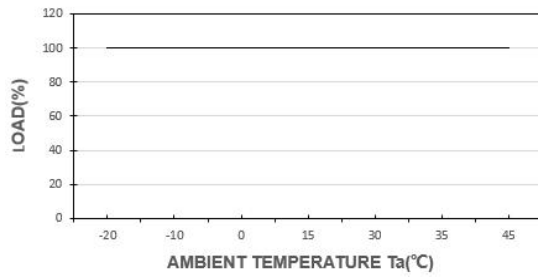
Short-circuit

Yes

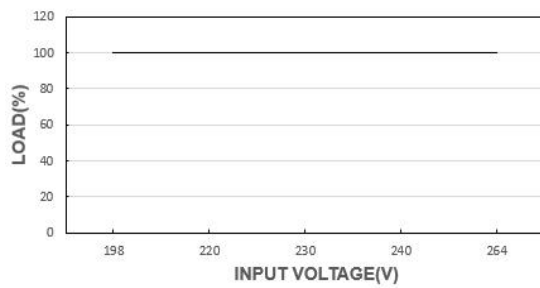
Input overvoltage

Maximum allowed input voltage 264VAC

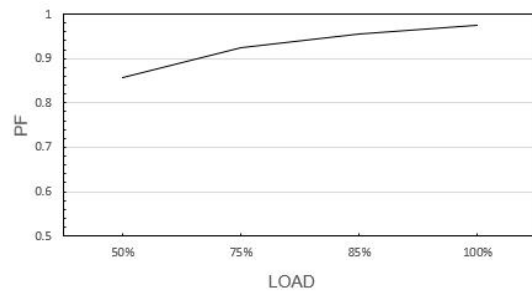
OUTPUT LOAD vs TEMPERATURE



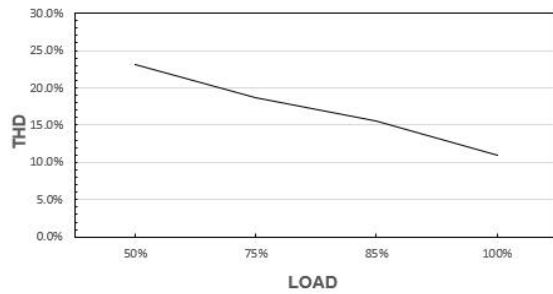
STATIC CHARACTERISTIC



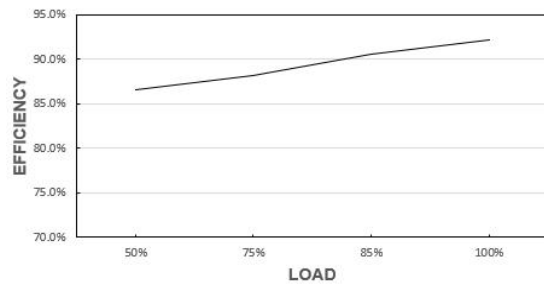
POWER FACTOR (PF) CHARACTERISTIC



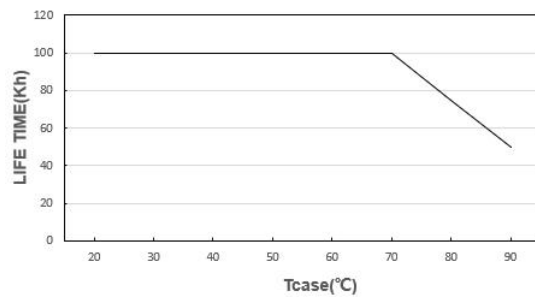
TOTAL HARMONIC DISTORTION (THD)



EFFICIENCY vs LOAD



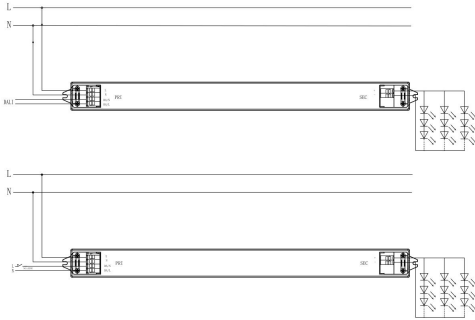
LIFE TIME



*The graph is for reference only, and the detailed values refer to the parameter table

Wiring Diagram

Terminal:	Push Button
Max. cable length –DALI system:	300 m
Dimensions(LxWxH):	400 x 32 x 21.6 mm
Mounting hole spacing, length	393 mm
Weight:	240 ± 12g



PRI

Cable cross-section:	0.75-1.5□
Stripping:	6 mm

SEC

Cable cross-section:	0.5-1.5□
Stripping:	6 mm

DALI

Cable cross-section:	0.75-1.5□
Stripping:	6mm

Hot plug-in or secondary switching of LEDs is not permitted and may cause a very high current to the LEDs.

Remarks

-**Touch current:** lower than 0.7mA, according to EN60598-1annex.G and EN61347-1annexA.

Standards

EN 61347-1
EN 61347-2-13
EN 62384
EN 55015
EN 61000-3-2
EN 61000-3-3
EN 61547
EN 60598-1
EN 62386-101
EN 62386-102
EN 62386-207
IEE1789
(EU) 2019/2020

Manufacturer's address:

No.4,Tongfu Road,Tong'an Industrial Center,Tong'an District,Xiamen,Fujian,China

www.actec.com

Version: Feb 2023